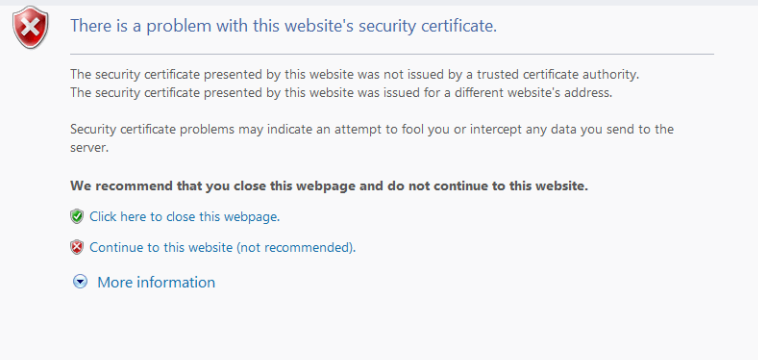


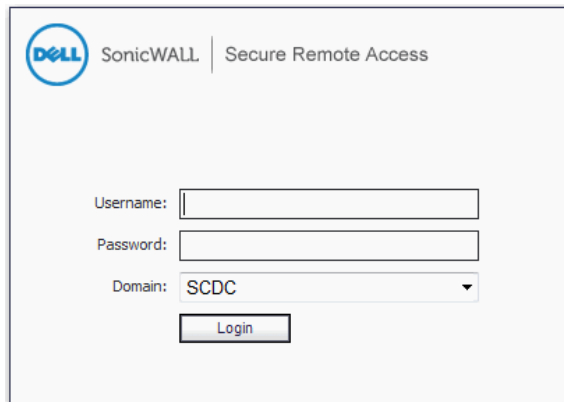
VPN Secured Applications

Login:

1. Open your internet browser, connect to the internet, and type in the following web address:
<https://vpn.doc.sc.gov> *Note: Do NOT type "www".*
 - a. *If you get this screen: left-click "Continue to this website".*

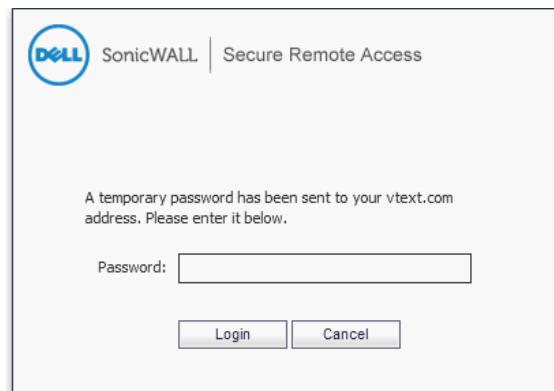


2. Type your network **Username, Password**, and left-click "**Login**". *Note: This is the same Username and Password you use to log into your work computer.*



The screenshot shows the login interface for SonicWALL Secure Remote Access. At the top left is the Dell logo, followed by the text "SonicWALL | Secure Remote Access". Below this, there are three input fields: "Username:" with a text box, "Password:" with a text box, and "Domain:" with a dropdown menu showing "SCDC". At the bottom center is a "Login" button.

3. Type the Password you received through a message sent to your mobile phone or personal email.



The screenshot shows the same login interface as the previous one, but with a message in the center: "A temporary password has been sent to your vtext.com address. Please enter it below." Below this message is a "Password:" text box. At the bottom, there are two buttons: "Login" and "Cancel".

4. You will see the following screen when you have successfully logged in:

South Carolina Department of Correction Virtual Office Options | Help | Logout

User: Fred Bove Session Status: Active

Welcome to the SCDC Virtual Office

The SCDC Virtual Office provides easy and secure remote access to the corporate network from anywhere on the Internet.

NetExtender
Disconnected
Click to connect

File Shares
Browse shared files on your corporate network.

All Bookmarks Web Files

Home Folder	Home Network Folder
Public Folder	Public Network Folder
SCDC Outlook Web Access	SCDC Outlook Web Access
Secured Applications	Secured Applications
Shared Folder	Shared Network Folder

5. Double left-click **“Secured Applications”**.